

NOZZLES



Nozzles / Fuel Nozzles

PUMPS

FMS

METERS

HOSES

NOZZLES

ALARMS

GAUGES


FILTERS

FILL & VENT

VALVES

FITTINGS

TOOLS



Piusi Self 2000 Manual Nozzle

- › For diesel/oil dispensing in low & high flow rate conditions
- › Cost effective solution for pump & gravity systems
- › Die cast aluminium body c/w removable lever protection
- › Integral hook for hanging nozzle without a holster
- › Available with 1" F BSP Swivel or 1" Hose Tail

120lpm
MAX FLOW RATE

Manual
TYPE

Code	Description	Max Flow Rate (lpm)	Max Pressure (bar)	Spout OD (mm)	Seal Material	Inlet Connection	Fluids
641000	Piusi Self 2000 F Swivel	120	5	25	HNBR	1" F BSP Swivel	D O
656000	Piusi Self 2000 Hose Tail	120	5	25	HNBR	1" Hose Tail	D O



Piusi Self 3000 Manual Nozzle

- › For diesel/oil dispensing at higher flow & pressure than Self 2000
- › Cost effective solution for pump & gravity systems
- › Aluminium body with plastic anti-shock handle protector
- › Integral hook for hanging nozzle without a holster
- › ATEX version available with no latch for use in flammable environments

150lpm
MAX FLOW RATE

Manual
TYPE

Code	Description	Max Flow Rate (lpm)	Max Pressure (bar)	Spout OD (mm)	Seal Material	Inlet Connection	Fluids
650000	Piusi Self 3000 F Swivel	150	10	25	HNBR	1" F BSP Swivel	D O
65001A	Piusi Self 3000 F Swivel Unleaded	150	10	20	HNBR	1" F BSP Swivel	D O
65003A	Piusi Self 3000 ATEX	150	10	20	HNBR	1" F BSP Swivel	D P K



Piusi Plastic Manual Nozzle

- › For the dispensing of diesel, oil, water & other fluids
- › Economy model for pump & gravity systems
- › Polypropylene body
- › Integral hook for hanging nozzle without a holster
- › Available with 1" F BSP Swivel or 1" Hose Tail

80lpm
MAX FLOW RATE

Manual
TYPE

Code	Description	Max Flow Rate (lpm)	Max Pressure (bar)	Spout OD (mm)	Seal Material	Inlet Connection	Fluids
630000	Piusi Plastic Nozzle - S	80	3.5	34	Viton	1" F BSP	D O W C
F00630010	Piusi Plastic Nozzle - F	80	3.5	34	Viton	1" Hose Tail	D O W C



ZVA 19 Manual Nozzle

- › For diesel dispensing in low & high flow rate conditions
- › High quality, heavy duty model from well known ZVA brand
- › Die cast aluminium construction
- › Version specifically for pump installations and version for gravity systems available
- › Versions available for diesel & chemicals




100lpm

MAX FLOW RATE

Manual

TYPE



Code	Description	Max Flow Rate (lpm)	Max Pressure (bar)	Spout OD (mm)	Seal Material	Inlet Connection	Fluids
PF5012	ZVA 19 – Diesel Gravity Nozzle	100	3.5	25	NBR	1" F BSP	D
PF5014	ZVA 19 – Diesel Pump Nozzle	100	3.5	25	NBR	1" F BSP	D
PF5013	ZVA 19 – Chemical Gravity Nozzle	100	3.5	25	PTFE	1" F BSP	C
PF5025	ZVA 19 - Chemical Pump Nozzle	100	3.5	25	PTFE	1" F BSP	C



Highspeed Manual Nozzle

- › For high flow refuelling of large vehicles & heavy plant and agricultural machinery
- › Designed for both pump & gravity systems
- › Heavy duty cast aluminium body
- › Integral hook for hanging nozzle without a holster
- › Available with or without swivel

250lpm

MAX FLOW RATE

Manual

TYPE



Code	Description	Max Flow Rate (lpm)	Max Pressure (bar)	Spout OD (mm)	Seal Material	Inlet	Fluids
PF5018	High Speed Manual Nozzle	250	6	38	Viton & Graphite	1 ½" F BSP	D B1
PF5018S	High Speed Manual Nozzle c/w Swivel	250	6	38	Viton & Graphite	1 ½" F BSP Swivel	D B1



AD Tanker Manual Nozzle

- › For high flow delivery of heating oil & diesel usually to refill a storage tank
- › Fitted to a fuel tank delivery hose with anti-drain valve for wet hose systems
- › Heavy duty cast aluminium body
- › 2" swivel lugged outlet with removable spout

415lpm

MAX FLOW RATE

Manual

TYPE



Code	Description	Max Flow Rate (lpm)	Max Pressure (bar)	Spout OD (mm)	Seal Material	Inlet	Fluids
PF3060	AD Tanker Nozzle	415	7	42	Viton	1 ½" F BSP Swivel	D B1 K

Nozzles / Fuel Nozzles

PUMPS

FMS

METERS

HOSES

NOZZLES

ALARMS

GAUGES

FILTERS

FILL & VENT

VALVES

FITTINGS

TOOLS



120lpm
MAX FLOW RATE

Auto
TYPE



Piusi Standard Auto Nozzle

- > For non-resale diesel refuelling of vehicles
- > Automatically shuts off when vehicle tank is full
- > 3 position stay open latch
- > Different flow versions available
- > ATEX version available for use in flammable environments

Code	Description	Flow Rate (lpm)	Max Pressure (bar)	Spout OD (mm)	Inlet Connection	Fluids
603060	Piusi Auto 60	10-70	3.5	24	1" F BSP Swivel	D
604030	Piusi Auto 80	20-80	3.5	29	1" F BSP Swivel	D
610020	Piusi Auto 120	20-120	3.5	29	1" F BSP Swivel	D
602030	Piusi Auto Rapsoil	10-60	3.5	24	1" F BSP Swivel	D R
613020	Piusi ATEX Auto	10-60	3.5	20	1" F BSP Swivel	D P K



80lpm
MAX FLOW RATE


Auto
TYPE



Professional Auto Nozzle

- > For non-resale diesel refuelling of vehicles
- > Automatically shuts off when vehicle tank is full
- > Version for use only with diesel and version compatible with biodiesel up to B100
- > 2 position stay open latch (diesel only version)
- > Supplied as standard with No 4 trigger guard
- > Splash guards available upon request

Code	Description	Flow Rate (lpm)	Max Pressure (bar)	Spout OD (mm)	Inlet Connection	Fluids
PF5023	Professional Auto Nozzle	10-80	4	25	1" F BSP Swivel	D
PF5024	Professional Auto Nozzle – B100	10-80	4	25	1" F BSP Swivel	D B1



80lpm
MAX FLOW RATE

Auto
TYPE



ZVA Slimline 2 Auto Nozzle

- > High quality, heavy duty model from well known ZVA brand, approved for refuelling in resale pumping applications
- > Automatically shuts off when vehicle tank is full
- > 2 position stay open latch
- > ATEX approved for use in flammable environments
- > Supplied as standard with No 4 trigger guard
- > Splash guards available upon request

Code	Description	Flow Rate (lpm)	Max Pressure (bar)	Spout OD (mm)	Inlet Connection	Fluids
PF5001	ZVA Slimline 2 - 3/4"	10-80	3.5	25	3/4" F BSP Swivel	D P K
PF5017	ZVA Slimline 2 - 1"	10-80	3.5	25	1" F BSP Swivel	D P K



ZVA 25/32 Auto Nozzles

- › High flow nozzles approved for refuelling in resale pumping applications from well known ZVA brand
- › Automatically shuts off when vehicle tank is full
- › 2 position stay open latch
- › Supplied with black scuff guard
- › Two versions available depending upon the flow rate and pressure requirements of the installation
- › Supplied as standard with No 4 trigger guard
- › Splash guards available upon request



200lpm

MAX FLOW RATE

Auto

TYPE



Code	Description	Max Flow Rate (lpm)	Max Pressure (bar)	Spout OD (mm)	Inlet	Fluids
PF5002	ZVA 25 High Flow Nozzle	140	3.5	31	1" F BSP Swivel	D P
PF5003	ZVA 32 High Flow Nozzle	200	6	38	1 1/2" M BSP Swivel	D P



Piusi A280 Auto Nozzle

- › For high flow refuelling of large vehicles & heavy duty plant and agricultural machinery
- › Automatically shuts off when vehicle tank is full
- › Large hand opening to accommodate for gloves
- › Highest flow rate model in the Piusi range with large bore spout



280lpm

MAX FLOW RATE

Auto

TYPE



Code	Description	Max Flow Rate (lpm)	Max Pressure (bar)	Spout OD (mm)	Inlet	Fluids
F13249	Piusi A280 High Flow Nozzle	280	3.5	38.5	1 1/2" F BSP Swivel	D



Piusi Nozzle Holsters

Universal Nozzle Holster - Metal

- › Metal, adjustable universal nozzle hanger
- › Designed to fit the Piusi Self 2000, Self 3000 & Piusi Standard Auto nozzle, but accepts most nozzles

Nozzle Support - Plastic

- › Small, reversible circular nozzle support for resting spout inside
- › Designed to fit the Piusi Self 2000, Self 3000 & Piusi Auto 60 one way, Auto 80 & 120 the other way



Most Piusi

NOZZLE TYPE

Wall/Tank

MOUNTING



Code	Description	Material	Type	Fluids
F11806000	Piusi Universal Nozzle Holster - Metal	Metal	Adjustable holster	AF
R15244000	Piusi Nozzle Support - Plastic	Plastic	Circular support	AF



Piusi Suzzara Blue Manual Nozzle

- › Cost effective solution for dispensing AdBlue®
- › Suitable for both pump & gravity fed installations
- › Polypropylene body with a stainless steel spout
- › Integral hook for hanging nozzle without a holster
- › Removable 3/4" hose tail inlet leaving 1" M BSP if required



80lpm

MAX FLOW RATE

Manual

TYPE



Code	Description	Max Flow Rate (lpm)	Max Pressure (bar)	Spout OD (mm)	Seal Material	Inlet Connection	Fluids
F14280000	Suzzara Blue Manual Nozzle	80	3.5	19	Viton	3/4" Hose Barb/1" M BSP	AB W



Piusi Stainless Steel Auto Nozzle

- › Designed for the dispensing of AdBlue® within pump installations
- › Automatically shuts off when vehicle tank is full
- › Stainless steel body & spout with plastic guard for comfort
- › 3 position stay open latch
- › 3/4" swivel hose tail for easy hose connection by means of a stainless steel jubilee clip



60lpm

MAX FLOW RATE

Auto

TYPE



Code	Description	Max Flow Rate (lpm)	Max Pressure (bar)	Spout OD (mm)	Seal Material	Inlet Connection	Fluids
F00619030	Piusi Stainless Steel Auto Nozzle	60	3.5	19	Viton	3/4" Hose Barb Swivel	AB W



ZVA AdBlue® Auto Nozzle

- › Designed for the dispensing of AdBlue® within pump installations
- › Automatically shuts off when vehicle tank is full
- › High quality, heavy duty model from well known ZVA brand
- › Only dispenses when in contact with the Elafix 40 magnetic adaptor fitted in the vehicle tank to prevent miss-filling into a diesel tank and vice versa



40lpm

MAX FLOW RATE

Auto

TYPE



Code	Description	Max Flow Rate (lpm)	Max Pressure (bar)	Spout OD (mm)	Seal Material	Inlet Connection	Fluids
F00619040	ZVA AdBlue® Nozzle	40	3.5	19	Viton	3/4" Hose Barb Swivel	AB W
F15165000	Elafix 40 Magnetic Adaptor						AB W



Safety & serviceability guaranteed with the SB325 breakaway spout nozzle

NEW

FEATURED



Piusi SB325 AdBlue® Nozzle with Breakaway Spout



SB325 Nozzle

SB325 Nozzle Meter

35lpm

MAX FLOW RATE

Auto

TYPE

The Piusi SB325 is designed for the dispensing of AdBlue® and automatically shuts off when the vehicle tank gets full. Available is a standard version as well as a model with an integrated K24 digital flow meter, for easily monitoring the amount dispensed.

The SB325 nozzle benefits from a breakaway spout mechanism. In the event that a vehicle accidentally drives away with the nozzle still in the tank, the spout is designed to break away from the nozzle body. This allows for quick nozzle repair by merely fitting a replacement spout.




Breakaway Spout System

If the driver drives off leaving the nozzle in the vehicle fill point, the spout will detach, preventing the pump from being pulled away with it.

Optional Accessories...

R19173000	Replacement stainless steel spout available to repair the nozzle after the breakaway spout mechanism has been in use
R19172000	Magnetic miss-filling spout prevents the miss-filling of AdBlue® into a diesel tank by only releasing fluid into a vehicle that has a vehicle tank magnetic adaptor fitted
F15165000	Elafix 40 vehicle tank magnetic adaptor for fitting into the AdBlue® fill point of a vehicle and using with the magnetic miss-filling spout as detailed above
F18400000	Nozzle magnetic adaptor allows a magnetic spout to dispense when not in contact with a tank magnetic adaptor e.g. when dispensing into a smaller container or if you have some vehicles with a tank adaptor & some without
F19174000	Nozzle magnetic adaptor kit is the above adaptor plus the magnetic miss-filling spout as a complete kit



** SB325 is compatible with all ZVA Slimline 2 trigger guards

Code	Description	Max Flow Rate (lpm)	Max Pressure (bar)	Spout OD (mm)	Seal Material	Inlet Connection	Meter	Fluids
F00617000	Piusi SB325 Breakaway Nozzle	35	3.5	19	Viton	3/4" Hose Barb/ 1" M BSP		AB
F00617010	Piusi SB325 Breakaway Nozzle Meter	35	3.5	19	Viton	3/4" Hose Barb/ 1" M BSP	0	AB

The UK Official Husky Distributor

What sets the Husky fuel nozzle range apart from other models?

Each nozzle in the Husky range has a selection of enhanced features that ensure both safety and serviceability

FEATURED

Loss motion latch pin – working in conjunction with a spring loaded diaphragm, it greatly reduces nuisance click offs and splash back spillages

Patented Flo-Stop® device – nozzle shuts off when spout is raised above the horizontal or falls from the fill tank to prevent spillages and loss of fuel

Reinforced spout bushing – spout tip and inner diameter remain unworn even after excessive use, which prevents nuisance click offs and splash back

Sensing port behind spout – positioned behind rather than the end of the spout, ensuring the sensor is not subject to wear that increases its sensitivity and causes nuisance click offs

Patented Stream Shaper® - reduces turbulence and velocity for a straighter fuel flow, ensuring less splash back spillage

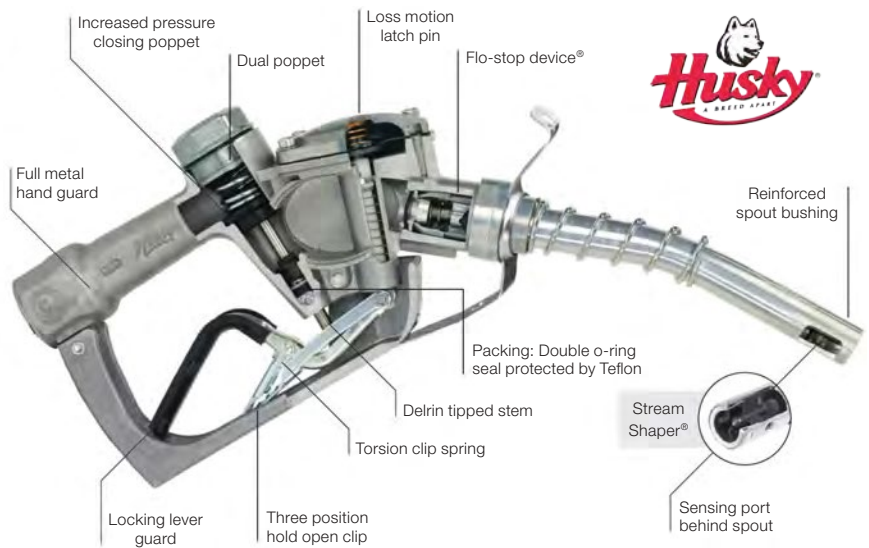
Delrin tipped stem – reduces lever pad wear and allows more positive lowflow shut off

Torsion clip spring – enhances lever durability and prevents breakages

Three position hold open clip – requires only one hand to open nozzle and then put hold open latch on. If nozzle hits ground, latch flicks off and shuts off flow even when put in lock position

Increased pressure closing poppet – when more pressure is applied e.g. someone stands on hose, the poppet shuts the nozzle off to prevent leakage rather than pushing fuel out of spout and onto forecourt

Anti-air lock feature – stops nozzle from having to be removed from the hose when priming the pump



	X	1GS	VIII	1690
Loss motion latch pin	o	o	o	o
Flo-stop® device	o	o	o	
Reinforced spout bushing	o*	o**	o	
Behind of spout sensing port	o	o	o	o
Stream Shaper®	o*	o**		
Delrin tipped stem	o	o	o	
Torsion clip spring	o	o	o	
Three position hold open clip	o	o	o	
Full metal hand guard	o	o	o	o
Increased pressure closing poppet	o	o	o	o
Anti-air lock feature		o		
Dual poppet			o	o

* Smaller spout version as standard, larger spout version optional with Stream Shaper® spout assembly
 ** Optional with Stream Shaper® spout assembly

Dual poppet – for easier opening of the nozzle when high system pressure is present due to high flow

Full metal hand guard – for enhanced durability

PUMPS

FMS

METERS

HOSES

NOZZLES

ALARMS

GAUGES

FILTERS

FILL & VENT

VALVES

FITTINGS

TOOLS

D
DIESEL

Husky X-Mate Auto Nozzle

- › For non-resale diesel refuelling of commercial vehicles & cars
- › Automatically shuts off when vehicle tank is full
- › Flo-stop® device shuts off flow when spout is raised or falls out
- › Smaller OD models for refuelling vehicles with difficult fill points
- › Stream Shaper® as standard on smaller OD models & can be fitted to larger OD models by purchasing the spout assembly
- › One piece metal casting for durability with mate (half) scuff guard



NEW



60lpm

MAX FLOW RATE

Auto

TYPE

Code	Description	Max Flow Rate (lpm)	Max Pressure (bar)	Spout OD (mm)	Inlet	Stream Shaper	Version c/w 1" F BSP Swivel	Fluids
HU-E159416-04	Husky X-Mate Nozzle Small UL	53	3.5	20.6	3/4" F BSP	0	HU-E159416-04-SW	D
HU-E159415-04	Husky X-Mate Nozzle Large LDD	60	3.5	23.8	3/4" F BSP		HU-E159415-04-SW	D
HU-8862	Stream Shaper Spout Assembly			23.8		0		D

D
DIESEL

Husky 1-GS Auto Nozzle

- › For refuelling larger vehicles and agricultural machinery
- › Automatically shuts off when vehicle tank is full
- › Flo-stop® device shuts off flow when spout is raised or falls out
- › Anti-air lock feature for priming of pump without removing nozzle
- › Integrated hook for hanging nozzle without a holster
- › Aluminium body for heavier duty applications with full scuff guard
- › Stream Shaper® can be fitted with the optional spout assembly



NEW



100lpm

MAX FLOW RATE

Auto

TYPE

Code	Description	Max Flow Rate (lpm)	Max Pressure (bar)	Spout OD (mm)	Inlet	Stream Shaper	Version c/w 1" F BSP Swivel	Fluids
HU-696238-04	Husky 1GS Nozzle	100	3.5	28.57	1" F BSP		HU-696238-04-SW	D
HU-8862	Stream Shaper Spout Assembly			23.8		0		D

D
DIESEL

Husky VIII Auto Nozzle

- › For high flow refuelling of large agricultural & plant machinery
- › Automatically shuts off when vehicle tank is full
- › Flo-stop® device shuts off flow when spout is raised or falls out
- › Free-floating turbulent flow reducer for ensuring a streamline flow
- › c/w waffle guard to protect against splash backs
- › Aluminium body for heavier duty applications with full scuff guard
- › High flow swivel available for maintaining 250lpm if flow rate is vital



NEW



250lpm

MAX FLOW RATE

Auto

TYPE

Code	Description	Max Flow Rate (lpm)	Max Pressure (bar)	Spout OD (mm)	Inlet	Fluids
HU-749338-04	Husky VIII High Flow Nozzle	250	3.5	32.8	1" F BSP	D
HU-749338-04-SW	Husky VIII High Flow Nozzle Swivel	170	3.5	32.8	1" F BSP Swivel	D
HU-6949	Husky High Flow Swivel	250			1" F BSP Swivel	D